

2016 NCEA Analysis



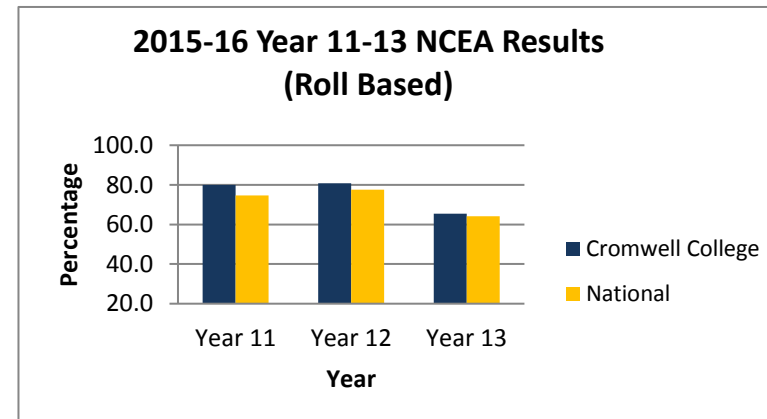
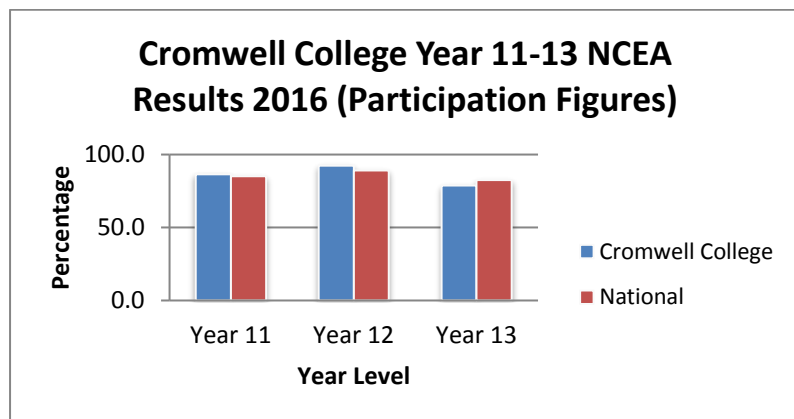
This is an analysis of our 2016 NCEA results for the Board of Trustees.

Table 1. Overall Roll Based Figures 2010-2016

	Cromwell College	National	Decile 8 national	Difference National		Cromwell College	National	Decile 8 national	Difference national		Cromwell College	National	Decile 8 national	Difference national
Year 11					Year 12					Year 13				
2010	58.0	64.1	75.7	-6.1	2010	78.0	66.2	76.7	11.8	2010	61.2	52.7	63.7	8.5
2011	75.0	64.1	75.8	10.9	2011	75.0	67.5	76.4	7.5	2011	49.1	53.6	64.5	-4.5
2012	70.0	66.2	76.7	3.8	2012	82.9	69.6	79.6	13.3	2012	55.6	55.6	67.3	0
2013	74.2	70.6	78.9	3.6	2013	76.0	71.5	79.9	4.5	2013	67.6	57.6	70.3	10
2014	68.9	72.4	78.8	-3.5	2014	76.6	75.4	81.2	1.2	2014	66.7	59.9	71.1	6.8
2015	80.4	74.9	81.5	5.5	2015	88.9	77.8	81.0	11.1	2015	67.6	64.8	75.1	2.8
2016	79.7	74.2	82.1	5.5	2016	72.7	77.4	83.3	-4.7	2016	63.2	63.4	73.3	-0.2

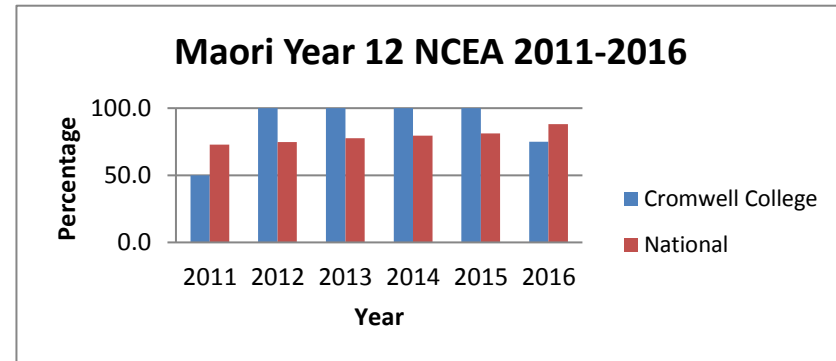
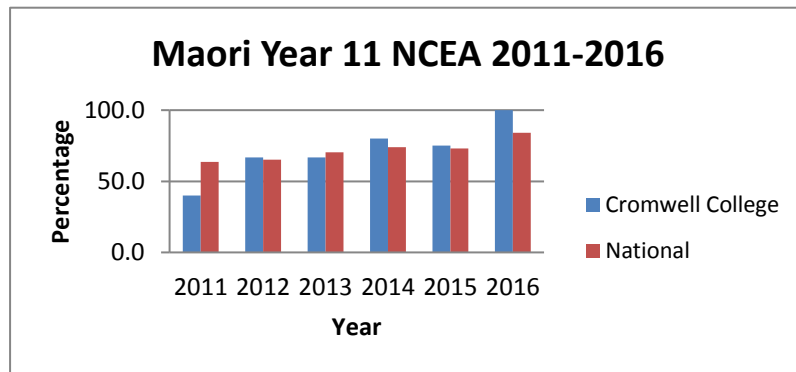
Highlights

- Year 11 results were 5.5% above roll based figures and continue a positive upward trend in the last 2 years.
- We had a small cohort of 36 students in Year 13 and this group achieved well, similar to national roll based figures.
- Participation results for Year 11 and 12 were within 1% of the national figures.

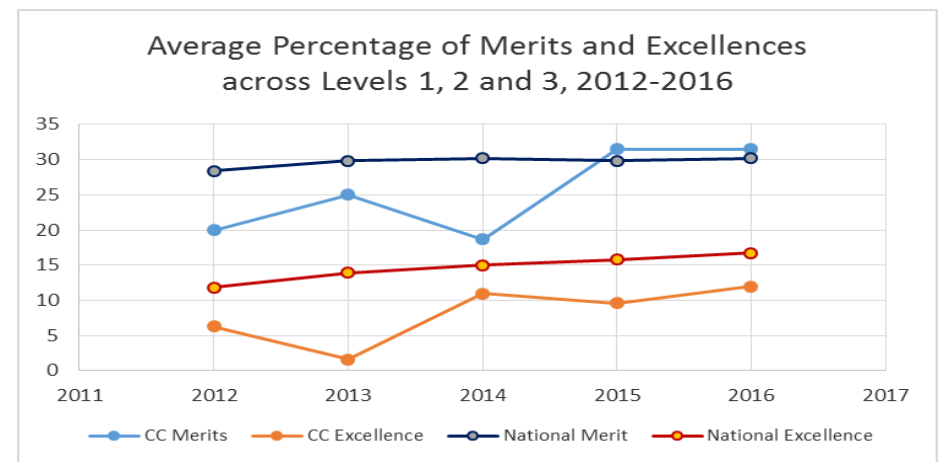
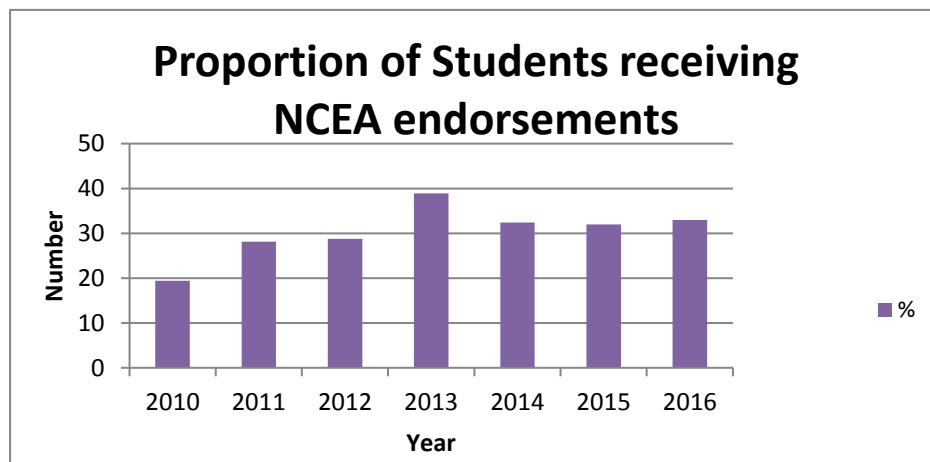


- Year 11 Participation results were again above the national figure, the third time in the last 10 years.
- Year 12 Participation results were above the Decile 8 figure and Year 11 results within 3% of this figure.
- On-going consistency in all participation results for Year 11, 12 and 13 particularly in Year 11 and 13.

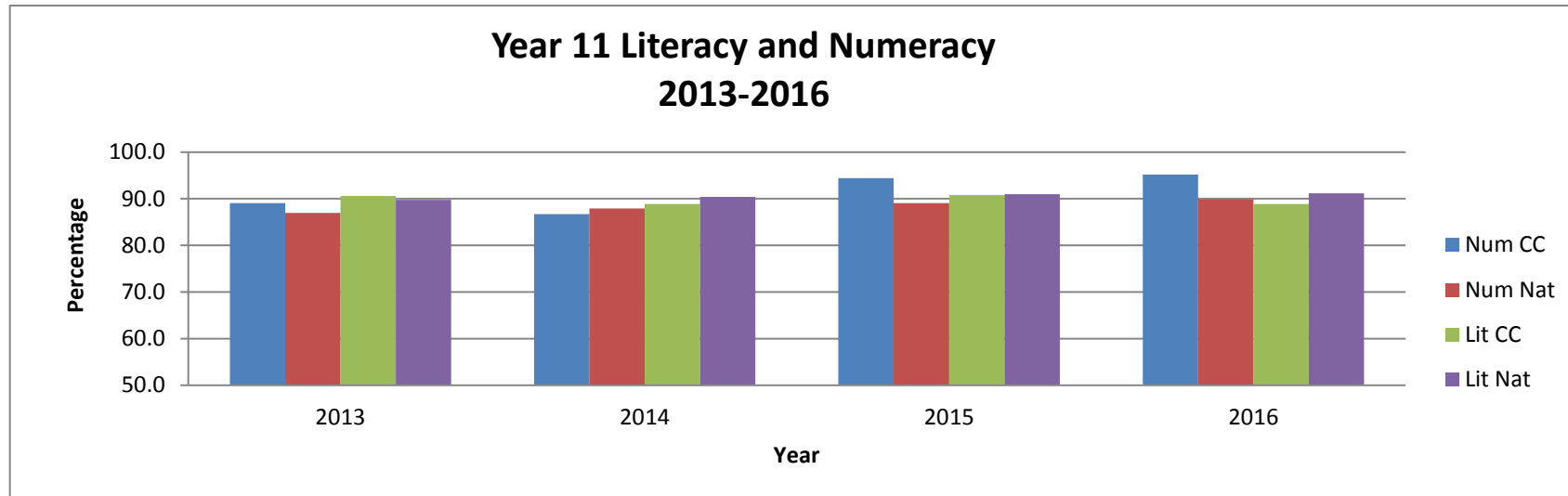
- All 6 Maori students in Year 11 gained NCEA level 1. In Year 12, 3 out of 4 students gained Level 2. The one student who did not pass failed because of insufficient literacy credits. There were no Year 13 Maori students last year. The one Year 11 Tongan student in Year 11 gained Excellence. Another in Year 13 gained her Level 2.



- There was a slight percentage increase in our level of NCEA Endorsements - 53 students making up 33% of our all students sitting NCEA.
- Year 11, 12 and 13 Merits were 3%, 10% and 1% respectively above national figures for the first time ever, with Year 12 Excellences also above. There was also an improvement in the Merits from Year 12 2015 to Year 13 2016. The overall trend since 2012 is pleasing – see graph.
- Our focus is NCEA achievement at Decile 8 participation figures. There has been a slight improvement on this goal from 2015. We were above national Decile 8 in Year 12 and within 3 % for Year 11 and 7% for Year 13.



- Year 11 Numeracy was again 5% above the national figure (95.2% vs 89.9%) while Literacy dropped slightly from 2015 to 2.3% below the national figure (88.9 % vs 91.2%).



Discussion

- Our Year 12 roll based result is something of an anomaly (72.7% v's 77.4%). Of the 11 students who did not achieve Level 2: one arrived from overseas entering directly into Level 2; 4 left mid-year for employment; and 3 others were not doing full NCEA Level 2 courses. Correspondingly the participation result for Level 2 is pleasing 92.3% v's 89%.
- There has been considerable efforts by Year 11-13 teachers and HOFs to monitor track and support students at risk of not achieving. I believe this is supporting the consistently positive trend that is evident in our results. We have a significant focus on Academic Mentoring this year along with an attendance initiative ROCK ON. We believe this will support further progress for students.
- Maori student achievement at Year 12 does need to be watched. Although 3 out of 4 students achieved there were another 4 students who either left or were not yet able to achieve a Level 1 qualification.
- I again expect that the difference between internal and external results will be apparent in Faculty Curriculum Reports. Students are very selective.

Conclusion

This has been another year of consistent results and measurable improvement by our students in NCEA. Year 12 students are achieving at Decile 8 participation levels and this is our goal for Year 11 and 13 also. We believe that our ongoing tracking through Fortnightly Checks, Red DOTS, our attendance initiative ROCK ON and our new Academic Mentoring approach will contribute to further progress in senior achievement. The improvement in Merit and Excellence Endorsements is particularly pleasing, reflecting the efforts of staff and the desire of students to gain excellence and our Business Sponsors Academic Scholarships. Our Maori and Pasifika students continue to achieve well although retention needs to remain a focus.

Mason Stretch, Principal – 27 March 2017